INCH

RoHS PA +266 °F -22 °F

MATERIAL
Glass-fibre reinforced polyamide based (PA) technopolymer, black colour, matte finish.

STANDARD EXECUTIONS
- **L.652-B:** brass boss, threaded blind hole.
- **L.652-p:** zinc-plated steel threaded stud, chamfered flat end ISO 4753 (see Technical Data a page A-11).

TECHNICAL DATA
Tensile stress: F values reported in the table are the result of breaking tests carried out with the appropriate dynamometric equipment under the test conditions shown in the figure with ambient temperature.

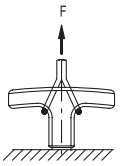

ELESA Original design

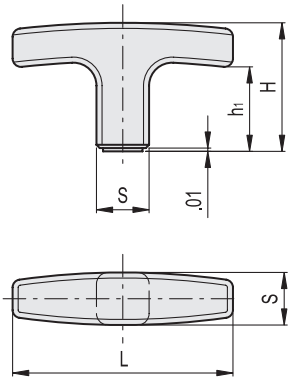

L.652-B

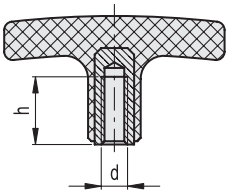

L.652-p

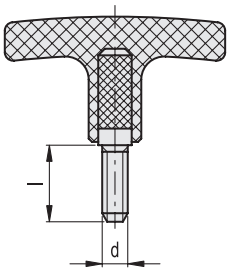

INCH

L.652-B

Code	Description	L	d2B	S	H	h	h1	F [lbf]	⚖
932426	L.652/40 B-1/4-20	1.57	1/4-20	0.51	1.18	0.63	0.79	560	0.04
932436	L.652/55 B-1/4-20	2.17	1/4-20	0.59	1.3	0.71	0.87	739	0.06
932438	L.652/55 B-5/16-18	2.17	5/16-18	0.59	1.3	0.79	0.87	739	0.06
932446	L.652/67 B-5/16-18	2.64	5/16-18	0.65	1.46	0.79	0.98	1008	0.08
932456	L.652/80 B-5/16-18	3.15	5/16-18	0.79	1.61	0.98	1.02	1568	0.11
932458	L.652/80 B-3/8-16	3.15	3/8-16	0.79	1.61	0.98	1.02	1568	0.12
932478	L.652/95 B-1/2-13	3.7	1/2-13	0.83	1.81	0.71	1.12	1792	0.15

INCH

L.652-p

Code	Description	L	d2A	S	H	h1	l	F [lbf]	⚖
932523	L.652/40 p-1/4-20x3/4	1.57	1/4-20	0.51	1.18	0.79	0.750	560	0.04
932533	L.652/55 p-5/16-18x3/4	2.17	5/16-18	0.59	1.3	0.87	0.750	739	0.06
932544	L.652/67 p-5/16-18x1	2.64	5/16-18	0.65	1.46	0.98	1.000	1008	0.08
932553	L.652/80 p-3/8-16x1	3.15	3/8-16	0.79	1.61	1.02	1.000	1568	0.11
932555	L.652/80 p-3/8-16x1¼	3.15	3/8-16	0.79	1.61	1.02	1.250	1568	0.11
932565	L.652/95 p-1/2-13x1¼	3.7	1/2-13	0.83	1.81	1.12	1.250	1792	0.15

elesa®
Models all rights reserved in accordance with the law. Always mention the source when reproducing our drawings and photos.